

PRODUCT INFORMATION

Common Name	Warning: Undefined variable \$hasAttributeValueDescription in C:\wwwroot\mirror\dimabio.com\wp-content\plugins\woocommerce-print-products\public\class-woocommerce-print-products-public.php on line 2806 MAB-A(Immunogen Inc)
Conjugate	Unconjugated
Synonyms	CORD9;MCMP;MDC9;Mtrng
Applications	ELISA; Flow Cyt
Recommended Dilutions	ELISA 1:5000-10000; Flow Cyt 1:100
Formulation & Reconstitution	Lyophilized from sterile PBS, pH 7.4. Normally 5 % - 8% trehalose is added as protectants before lyophilization. Please see Certificate of Analysis for specific instructions of reconstitution.
Host Species	Humanized
IgG type	Human IgG1 - kappa
Reactivity	Human
Target	ADAM9
Uniprot ID	Q13443
Description	Anti-ADAM9 (biosimilar) mAb
Delivery	In Stock
Yefei Storage	Store at -20°C to -80°C for 12 months in lyophilized form. After reconstitution, if not intended for use within a month, aliquot and store at -80°C (Avoid repeated freezing and thawing). Lyophilized proteins are shipped at ambient temperature.
Background	Research grade biosimilar. Not for use in therapeutic or diagnostic procedures for humans or animals.
Usage	Research use only

Anti-ADAM9 mAb ELISA

0.1 µg of Human ADAM9, His tagged protein per well

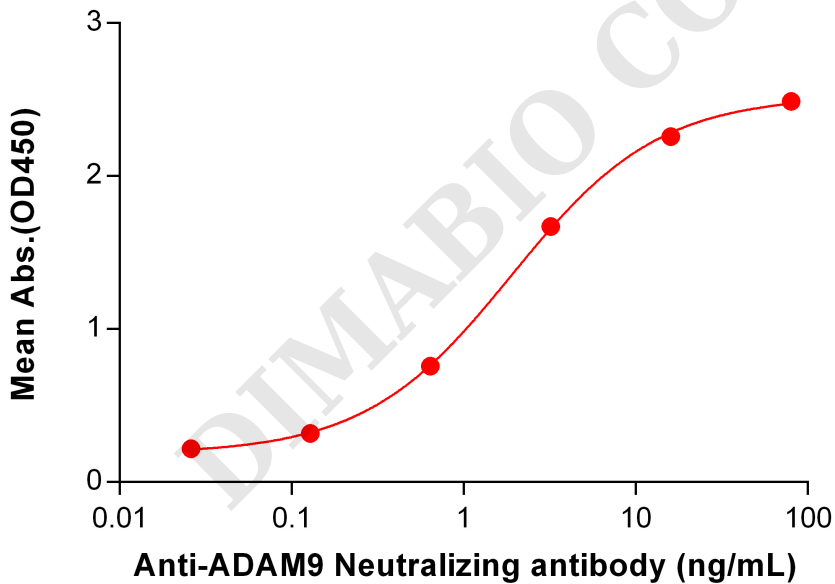


Figure 1. ELISA plate pre-coated by 1 µg/mL (100 µL/well) Human ADAM9 protein, His Tag PME100901 can bind Anti-ADAM9 Neutralizing antibody (BME100064) in a linear range of 0.128-16 ng/mL.



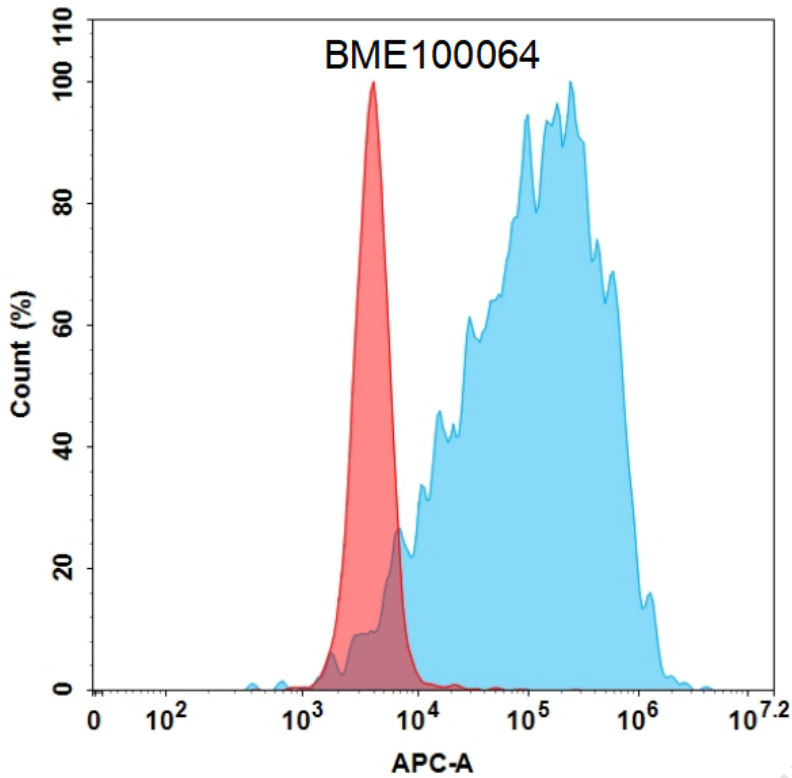


Figure 2. Flow cytometry analysis with Anti-ADAM9 mAb 15 $\mu\text{g}/\text{mL}$ on HEK293 cells transfected with Human ADAM9 (Blue histogram) or HEK293 transfected with irrelevant protein (Red histogram).

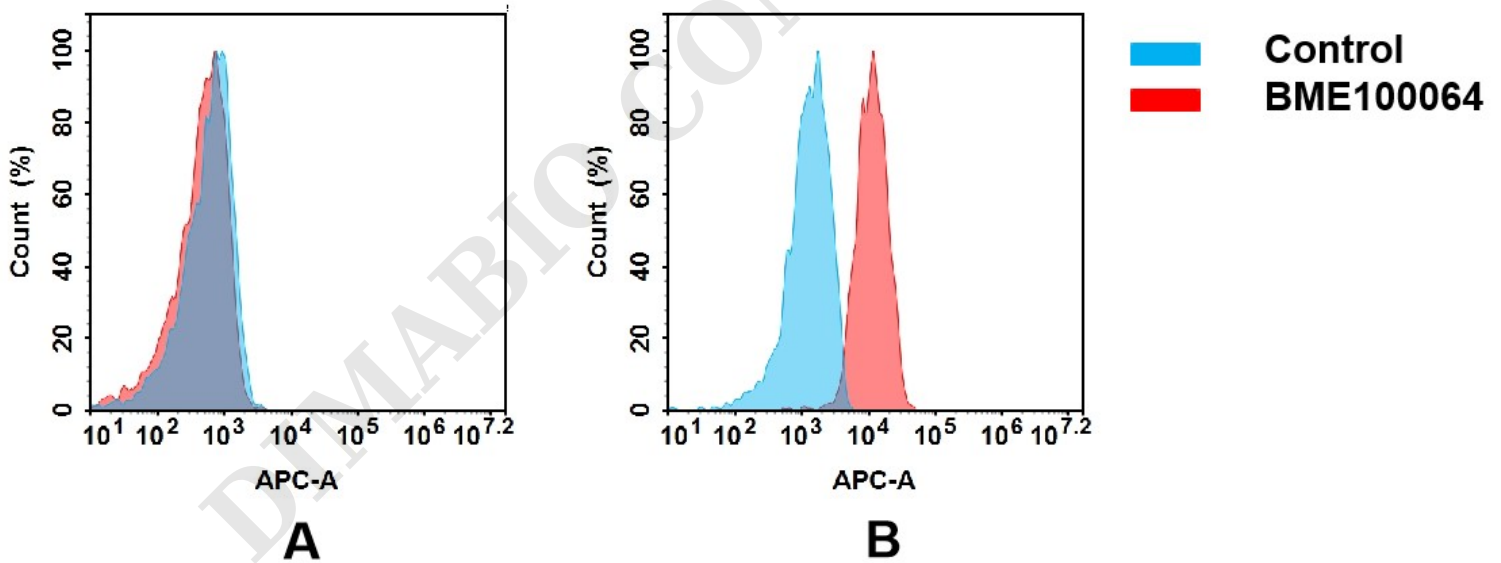


Figure 3. Flow cytometry analysis of antigen binding of anti-human ADAM9 mAb(BME100064).

(A) BME100064 does not bind to CHO-S cells that do not express ADAM9.

(B) A clear peak shift of BME100064 was seen compared to the control when incubated with ADAM9-expressing Hela cells, indicating strong binding of BME100064 to ADAM9. Antibodies were incubated at 5 $\mu\text{g}/\text{mL}$.

