

## PRODUCT INFORMATION

<b>Tag</b>	<b>Warning:</b> Undefined variable \$hasAttributeValueDescription in C:\wwwroot\mirror.dimabio.com\wp-content\plugins\woocommerce-print-products\publicclass-woocommerce-print-products-public.php on line 2806 C-Flag&Avi Tag
<b>Target</b>	IL10RA
<b>Synonyms</b>	IL10r; CDw210; CDw210a; IL-10R1; IL-10RA; mL-10R
<b>Description</b>	Biotinylated Mouse IL10RA full length protein-synthetic nanodisc
<b>Delivery</b>	In Stock
<b>Uniprot ID</b>	Q61727
<b>Expression Host</b>	HEK293
<b>Protein Families</b>	Transmembrane
<b>Protein Pathways</b>	
<b>Molecular Weight</b>	The mouse full length IL10RA Protein has a MW of 69.0 kDa.
<b>Formulation &amp; Reconstitution</b>	Lyophilized from nanodisc solubilization buffer (20 mM Tris-HCl, 150 mM NaCl, pH 8.0). Normally 5% - 8% trehalose is added as protectants before lyophilization. Please see Certificate of Analysis for specific instructions of reconstitution.
<b>Yefei_Storage</b>	Store at -20°C to -80°C for 12 months in lyophilized form. After reconstitution, if not intended for use within a month, aliquot and store at -80°C (Avoid repeated freezing and thawing). Lyophilized proteins are shipped at ambient temperature.
<b>Background</b>	Predicted to enable interleukin-10 binding activity and interleukin-10 receptor activity. Predicted to be involved in several processes, including interleukin-10-mediated signaling pathway; intestinal epithelial structure maintenance; and ubiquitin-dependent endocytosis. Predicted to be located in cytosol. Predicted to be active in apical plasma membrane. Human ortholog(s) of this gene implicated in inflammatory bowel disease 28. Orthologous to human IL10RA (Interleukin 10 receptor subunit alpha). [provided by Alliance of Genome Resources, May 2025]
<b>Usage</b>	Research use only
<b>Conjugate</b>	Biotinylated

## Biotinylated Mouse IL10RA full length protein-synthetic nanodisc ELISA

0.2 µg of Biotinylated Mouse IL10RA-Nanodisc, Flag tag per well

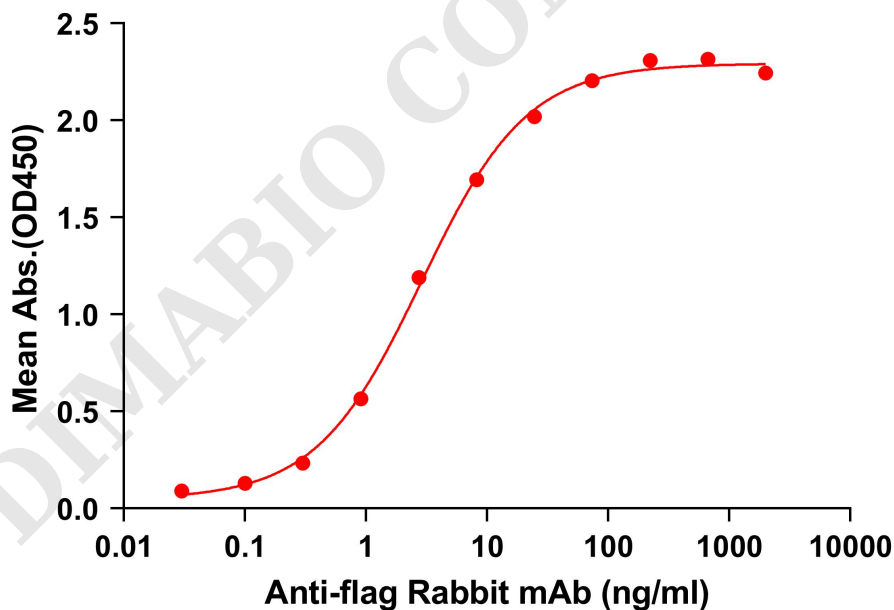


Figure 1. ELISA plate pre-coated by 2 µg/mL (100 µL/well) Biotinylated Mouse IL10RA full length protein-synthetic nanodisc (FLP-M100500B) can bind Anti-flag Rabbit mAb in a linear range of 0.91-24.69 ng/mL.



## Biotinylated Mouse IL10RA full length protein-synthetic nanodisc ELISA

0.1 $\mu$ g of Streptavidin per well

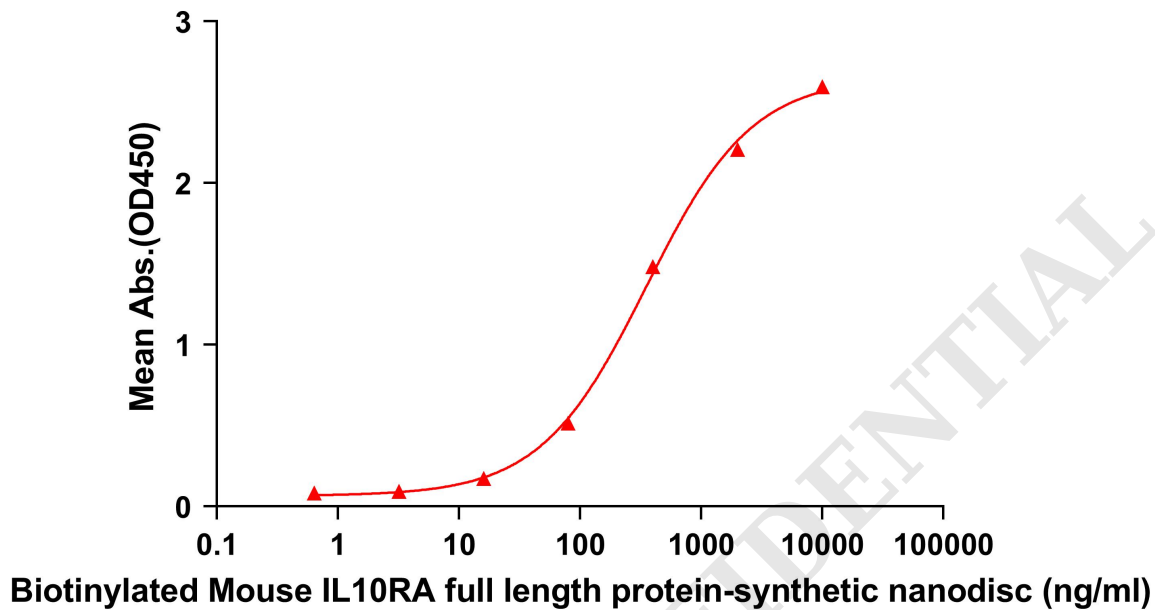


Figure 2. ELISA plate pre-coated by 1  $\mu$ g/mL (100  $\mu$ L/well) Streptavidin can bind Biotinylated Mouse IL10ra full length protein-synthetic nanodisc (FLP-M100500B) in a linear range of 80-2000ng/mL. In order to specifically detect FLP-M100500B, Anti-Flag Rabbit antibody was used as detection antibody.

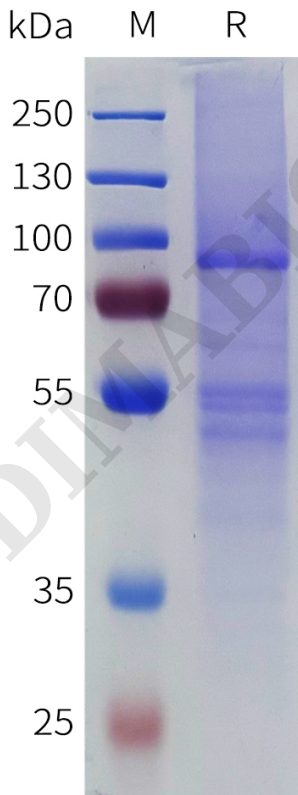


Figure 3. Biotinylated Mouse IL10RA-Nanodisc, Flag Tag on SDS-PAGE

