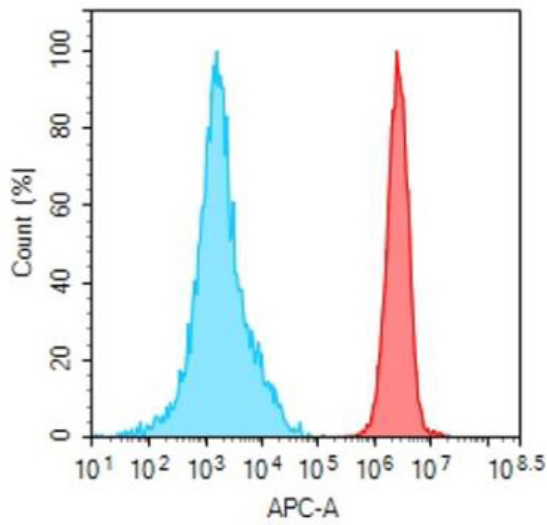


PRODUCT INFORMATION

Target	CD70
Description	Monoclonal Cell Line Derived from K562 Cells, Engineered for Stable Expression of Human CD70 Using Lentiviral Technology
Host Cells	K562
Uniprot ID	P32970
Applications	FACS Data
Growth media	RPMI-1640+10% FBS+1% P.S+2 ug/mL Puromycin
Package	5E6 Cells/mL
Host Species	Human
Suggested Control	SKU: BME100005
Warranty and Disclaimer	1. Please inspect cells upon receipt and report any issues promptly. 2. We offer one-time replacements for issues reported within a week of receipt. 3. User-induced issues are not eligible for free replacements. 4. We do not accept liability for damages resulting from cell use, storage, or loss. 5. Feedback received more than one month after receipt will not be processed.
Storage & Shipping	Cells are shipped using dry ice and require liquid nitrogen storage for long term preservation.
Synonyms	CD70;CD27LG;TNFSF7;TNFSF7G;CD27L
Background	The protein encoded by this gene is a cytokine that belongs to the tumor necrosis factor (TNF) ligand family. This cytokine is a ligand for TNFRSF27/CD27. It is a surface antigen on activated, but not on resting, T and B lymphocytes. It induces proliferation of costimulated T cells, enhances the generation of cytolytic T cells, and contributes to T cell activation. This cytokine is also reported to play a role in regulating B-cell activation, cytotoxic function of natural killer cells, and immunoglobulin synthesis.
Usage	For research use only.



Hu_CD70 K562 Cell Line





-  Human IgG
-  Anti-CD70 (vorsetuzumab biosimilar) mAb (SKU: BME100005)

Figure 1. Flow cytometry analysis of human CD70 overexpression using Hu_CD70 K562 Cell Line (Cat. No. CEL100007) and Anti-CD70 (vorsetuzumab biosimilar) mAb (Cat. No. BME100005)

DIMABIO CONFIDENTIAL

