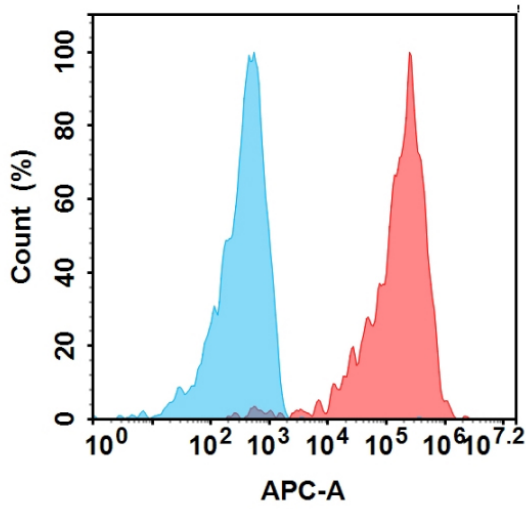


PRODUCT INFORMATION

Target	CD30L
Description	Monoclonal Cell Line Derived from 293T Cells, Engineered for Stable Expression of Human CD30L Using Lentiviral Technology
Host Cells	293T
Uniprot ID	P32971
Applications	FACS Data
Growth media	DMEM+10% FBS+1% P.S+Gln+2 ug/mL Puromycin
Package	5E6 Cells/mL
Host Species	Human
Suggested Control	SKU: DME100201
Warranty and Disclaimer	1. Please inspect cells upon receipt and report any issues promptly. 2. We offer one-time replacements for issues reported within a week of receipt. 3. User-induced issues are not eligible for free replacements. 4. We do not accept liability for damages resulting from cell use, storage, or loss. 5. Feedback received more than one month after receipt will not be processed.
Yefei_Storage	Cells are shipped using dry ice and require liquid nitrogen storage for long term preservation.
Synonyms	CD30-L;CD153;TNFSF8;CD30L;CD30LG;CD153 antigen;CD30 antigen ligand;CD30 Ligand
Background	The protein encoded by this gene is a cytokine that belongs to the tumor necrosis factor (TNF) ligand family. This cytokine is a ligand for TNFRSF8/CD30, which is a cell surface antigen and a marker for Hodgkin lymphoma and related hematologic malignancies. The engagement of this cytokine expressed on B cell surface plays an inhibitory role in modulating Ig class switch. This cytokine was shown to enhance cell proliferation of some lymphoma cell lines, while to induce cell death and reduce cell proliferation of other lymphoma cell lines. The pleiotropic biologic activities of this cytokine on different CD30 lymphoma cell lines may play a pathophysiologic role in Hodgkin's and some non-Hodgkin's lymphomas. Two transcript variants encoding different isoforms have been found for this gene.
Usage	For research use only.



Hu_CD30L 293T Cell Line





-  Rabbit IgG
-  Anti-CD30 Ligand antibody(DM201); Rabbit mAb (SKU: DME100201)

Figure 1. Flow cytometry analysis of human CD30L overexpression using Hu_CD30L 293T Cell Line (Cat. No. CEL100108) and Anti-CD30 Ligand antibody(DM201); Rabbit mAb (Cat. No. DME100201)

DIMABIO CONFIDENTIAL

