

PRODUCT INFORMATION

Target	BTLA
Synonyms	BTLA;CD272
Description	Recombinant human BTLA protein with C-terminal 6×His tag
Delivery	In Stock
Uniprot ID	Q7Z6A9
Expression Host	HEK293
Tag	C-6×His Tag
Molecular Characterization	Human BTLA(Lys31-Ser150) 6×His tag
Molecular Weight	The protein has a predicted molecular mass of 14.6 kDa after removal of the signal peptide. The apparent molecular mass of Human-BTLA-His is approximately 25-35 kDa due to glycosylation.
Purity	The purity of the protein is greater than 95% as determined by SDS-PAGE and Coomassie blue staining.
Formulation & Reconstitution	Lyophilized from sterile PBS, pH 7.4. Normally 5% - 8% trehalose is added as protectants before lyophilization. Please see Certificate of Analysis for specific instructions of reconstitution.
Yefei_Storage	Store at -20°C to -80°C for 12 months in lyophilized form. After reconstitution, if not intended for use within a month, aliquot and store at -80°C (Avoid repeated freezing and thawing). Lyophilized proteins are shipped at ambient temperature.
Background	This gene encodes a member of the immunoglobulin superfamily. The encoded protein contains a single immunoglobulin (Ig) domain and is a receptor that relays inhibitory signals to suppress the immune response. Alternative splicing results in multiple transcript variants. Polymorphisms in this gene have been associated with an increased risk of rheumatoid arthritis.
Usage	Research use only
Conjugate	Unconjugated



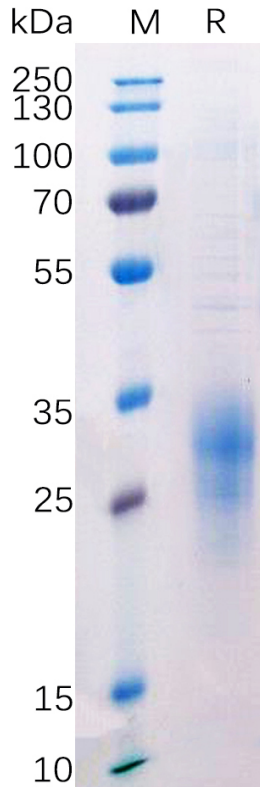


Figure 1. Human BTLA Protein, His Tag on SDS-PAGE under reducing condition.

Human BTLA, His Tagged protein ELISA

0.1 μ g of Human BTLA, His Tagged protein per well

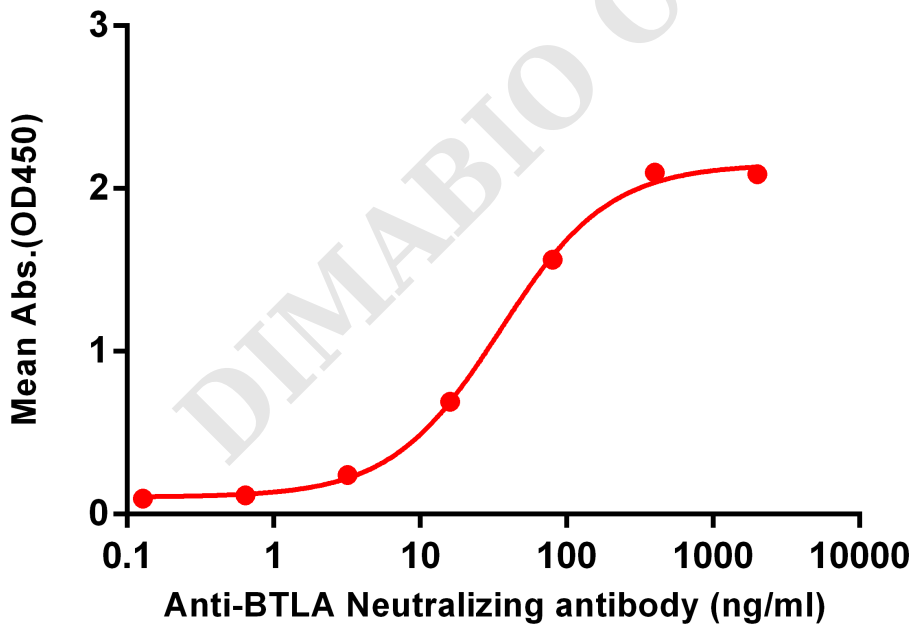


Figure 2. ELISA plate pre-coated by 1 μ g/ml (100 μ l/well) Human BTLA, His tagged protein (PME100524) can bind Anti-BTLA Neutralizing antibody BME100054 in a linear range of 16-80 ng/ml.



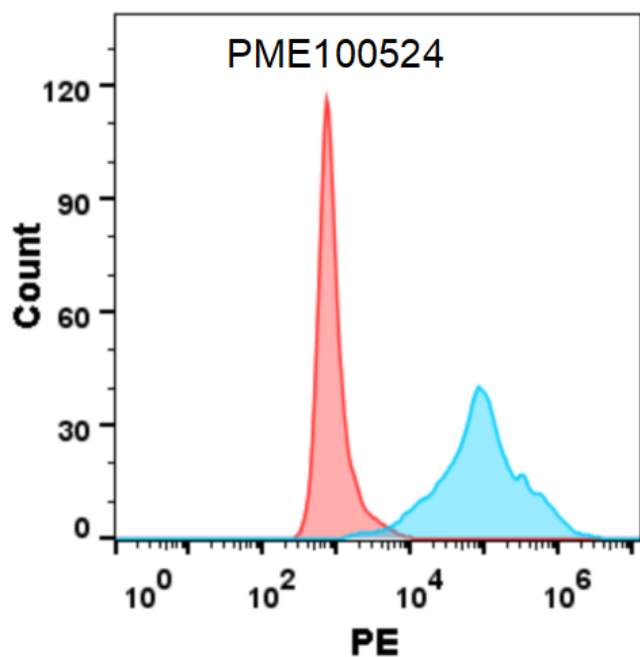


Figure 3. Flow cytometry analysis with 15 μ g/mL Human BTLA Protein, His tag (PME100524) on HEK293 cells transfected with human HVEM (Blue histogram) or HEK293 transfected with irrelevant protein (Red histogram).

DIMABIO CONFIDENTIAL

