

PRODUCT INFORMATION

Target	CD7
Synonyms	CD7;GP40;TP41;LEU-9;Tp40
Description	Recombinant human CD7 protein with C-terminal mouse Fc tag
Delivery	In Stock
Uniprot ID	P09564
Expression Host	HEK293
Tag	C-Mouse Fc Tag
Molecular Characterization	CD7(Ala26-Pro180) mFc(Pro99-Lys330)
Molecular Weight	The protein has a predicted molecular mass of 42.7 kDa after removal of the signal peptide. The apparent molecular mass of CD7-mFc is approximately 55-70 kDa due to glycosylation.
Purity	The purity of the protein is greater than 90% as determined by SDS-PAGE and Coomassie blue staining.
Formulation & Reconstitution	Lyophilized from sterile PBS, pH 7.4. Normally 5% - 8% trehalose is added as protectants before lyophilization. Please see Certificate of Analysis for specific instructions of reconstitution.
Yefei_Storage	Store at -20°C to -80°C for 12 months in lyophilized form. After reconstitution, if not intended for use within a month, aliquot and store at -80°C (Avoid repeated freezing and thawing). Lyophilized proteins are shipped at ambient temperature.
Background	This gene encodes a transmembrane protein which is a member of the immunoglobulin superfamily. This protein is found on thymocytes and mature T cells. It plays an essential role in T-cell interactions and also in T-cell/B-cell interaction during early lymphoid development.
Usage	Research use only
Conjugate	Unconjugated



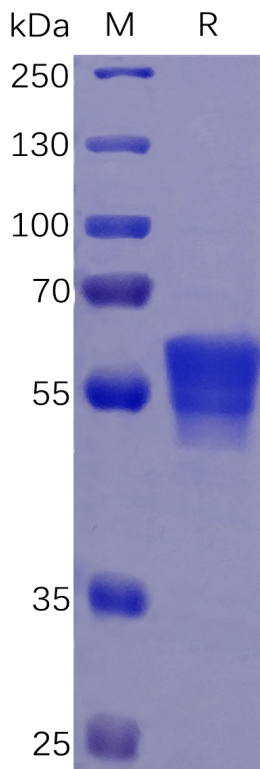


Figure 1. Human CD7 Protein, mFc Tag on SDS-PAGE under reducing condition.

Human CD7, mFc tagged protein ELISA

0.1 μ g of Human CD7, mFc tagged protein per well

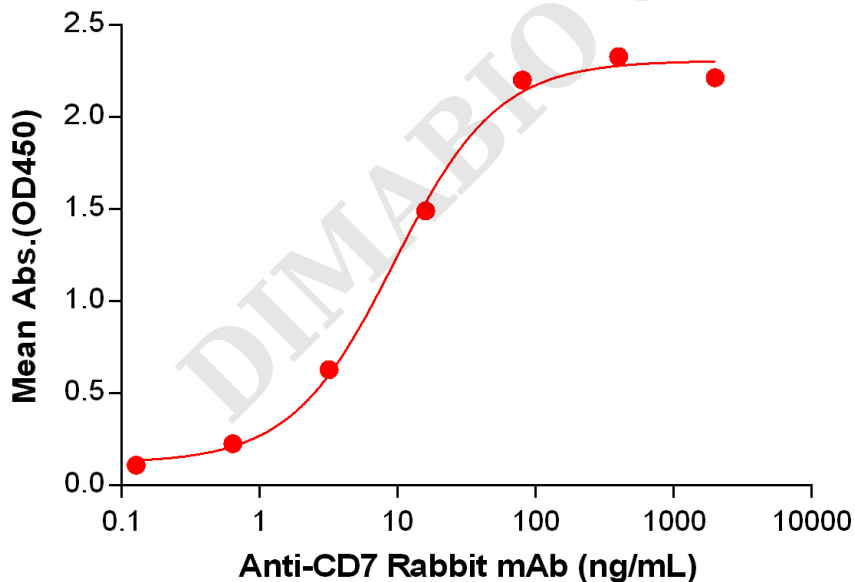
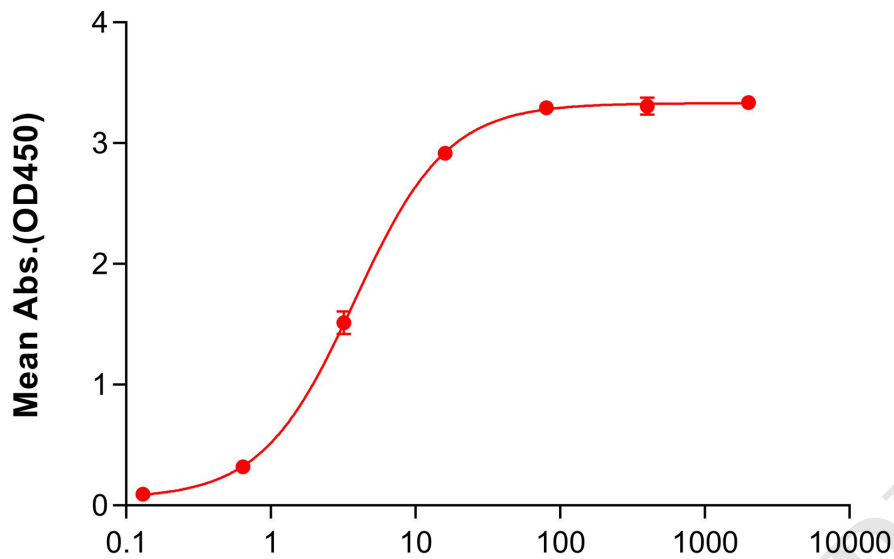


Figure 2. ELISA plate pre-coated by 1 μ g/mL (100 μ L/well) Human CD7 Protein, mFc Tag (PME100464) can bind Anti-CD7 Rabbit mAb in a linear range of 3.2-80 ng/mL.



Human CD7, mFc Tagged Protein ELISA

0.2 μ g of Human CD7, mFc tagged protein per well



Anti-CD7 antibody(2A3), IgG1 Humanized Fab, His Tag (ng/mL)

Figure 3. ELISA plate pre-coated by 2 μ g/mL (100 μ L/well) Human CD7 Protein, mFc Tag (PME100464) can bind Anti-CD7 antibody(2A3), IgG1 Humanized Fab, His Tag (CME5198-1) in a linear range of 1.6-8.0ng/mL.

