

**PRODUCT INFORMATION**

<b>Target</b>	EGFR
<b>Synonyms</b>	EGFR;ERBB;ERBB1;HER1;PIG61;mENA
<b>Description</b>	Recombinant human EGFR Protein with C-terminal 6×His tag
<b>Delivery</b>	In Stock
<b>Uniprot ID</b>	P00533
<b>Expression Host</b>	HEK293
<b>Tag</b>	C-6×His Tag
<b>Molecular Characterization</b>	EGFR(Leu25-Ser645) 6×His tag
<b>Molecular Weight</b>	The protein has a predicted molecular mass of 69.4 kDa after removal of the signal peptide. The apparent molecular mass of EGFR-His is approximately 100-130 kDa due to glycosylation.
<b>Purity</b>	The purity of the protein is greater than 95% as determined by SDS-PAGE and Coomassie blue staining.
<b>Formulation &amp; Reconstitution</b>	Lyophilized from sterile PBS, pH 7.4. Normally 5% - 8% trehalose is added as protectants before lyophilization. Please see Certificate of Analysis for specific instructions of reconstitution.
<b>Storage &amp; Shipping</b>	Store at -20°C to -80°C for 12 months in lyophilized form. After reconstitution, if not intended for use within a month, aliquot and store at -80°C (Avoid repeated freezing and thawing). Lyophilized proteins are shipped at ambient temperature.
<b>Background</b>	The protein encoded by this gene is a transmembrane glycoprotein that is a member of the protein kinase superfamily. This protein is a receptor for members of the epidermal growth factor family. EGFR is a cell surface protein that binds to epidermal growth factor. Binding of the protein to a ligand induces receptor dimerization and tyrosine autophosphorylation and leads to cell proliferation. Mutations in this gene are associated with lung cancer.
<b>Usage</b>	Research use only
<b>Conjugate</b>	Unconjugated



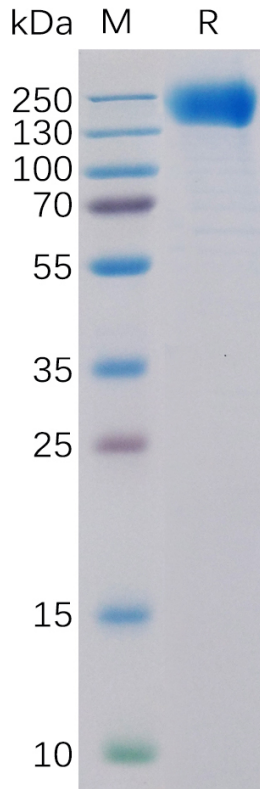


Figure 1. Human EGFR Protein, His Tag on SDS-PAGE under reducing condition.

### Human EGFR, His Tagged protein ELISA

0.2 µg of Human EGFR, His tagged protein per well

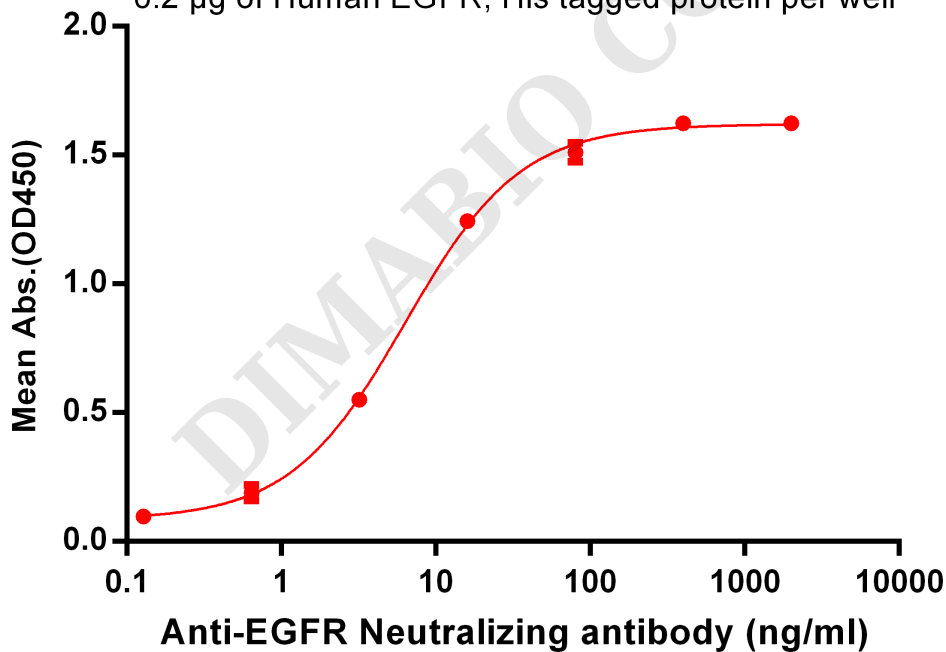


Figure 2. ELISA plate pre-coated by 2 µg/ml (100 µl/well) Human EGFR, His tagged protein (PME100099) can bind Anti-EGFR Antibody BME100034 in a linear range of 0.64-80.0 ng/ml.



### Human EGFR, His Tagged protein ELISA

0.2  $\mu\text{g}$  of Human EGFR, His tagged protein per well

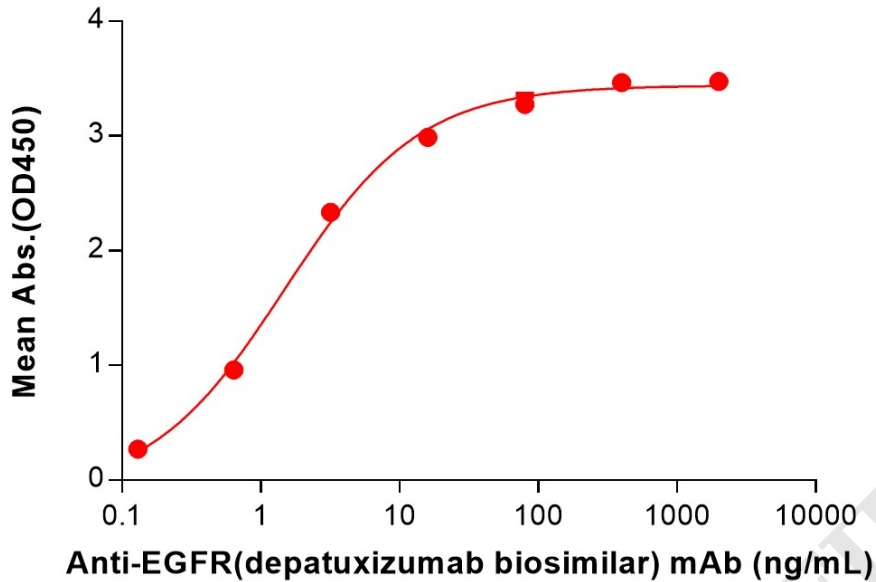


Figure 3. ELISA plate pre-coated by 2  $\mu\text{g}/\text{mL}$  (100  $\mu\text{L}/\text{well}$ ) Human EGFR Protein, His Tag (PME100099) can bind Anti-EGFR(depatuxizumab biosimilar) mAb (BME100252) in a linear range of 0.13–16 ng/mL.

### Human EGFR, His Tagged protein ELISA

0.2  $\mu\text{g}$  of Human EGFR, His tagged protein per well

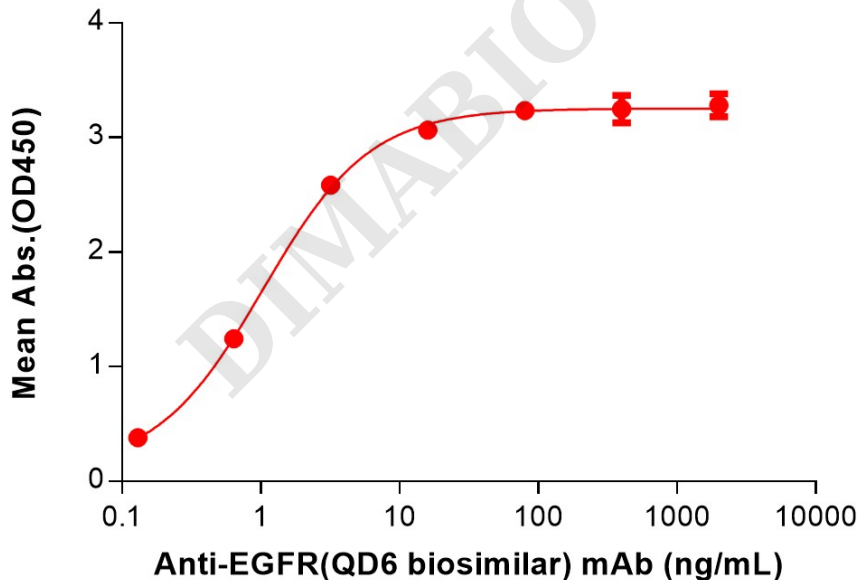


Figure 4. ELISA plate pre-coated by 2  $\mu\text{g}/\text{mL}$  (100  $\mu\text{L}/\text{well}$ ) Human EGFR Protein, His Tag (PME100099) can bind Anti-EGFR(QD6 biosimilar) mAb (BME100250) in a linear range of 0.13–16 ng/mL.

