

**PRODUCT INFORMATION**

<b>Target</b>	IL21
<b>Synonyms</b>	IL21;Za11;Interleukin-21
<b>Description</b>	Recombinant Human IL21 with C-terminal Human Fc tag
<b>Delivery</b>	In Stock
<b>Uniprot ID</b>	Q9HBE4
<b>Expression Host</b>	HEK293
<b>Tag</b>	C-Human Fc Tag
<b>Molecular Characterization</b>	IL21(Gln30-Ser162) hFc(Glu99-Ala330)
<b>Molecular Weight</b>	The protein has a predicted molecular mass of 41.6 kDa after removal of the signal peptide. The apparent molecular mass of IL21-hFc is approximately 35-55 kDa due to glycosylation.
<b>Purity</b>	The purity of the protein is greater than 95% as determined by SDS-PAGE and Coomassie blue staining.
<b>Formulation &amp; Reconstitution</b>	Lyophilized from sterile PBS, pH 7.4. Normally 5% - 8% trehalose is added as protectants before lyophilization. Please see Certificate of Analysis for specific instructions of reconstitution.
<b>Yefei_Storage</b>	Store at -20°C to -80°C for 12 months in lyophilized form. After reconstitution, if not intended for use within a month, aliquot and store at -80°C (Avoid repeated freezing and thawing). Lyophilized proteins are shipped at ambient temperature.
<b>Background</b>	This gene encodes a member of the common-gamma chain family of cytokines with immunoregulatory activity. The encoded protein plays a role in both the innate and adaptive immune responses by inducing the differentiation, proliferation and activity of multiple target cells including macrophages, natural killer cells, B cells and cytotoxic T cells. Dysregulation of this gene plays a role in multiple immune-mediated diseases including lupus, psoriasis and chronic inflammatory diseases. Alternatively spliced transcript variants encoding multiple isoforms have been observed for this gene. [provided by RefSeq, Dec 2011]
<b>Usage</b>	Research use only
<b>Conjugate</b>	Unconjugated






Figure 1. Human IL21 Protein, hFc Tag on SDS-PAGE under reducing condition.

## Human IL21, hFc tagged protein ELISA

0.2  $\mu\text{g}$  of Human IL21R, His tagged protein per well

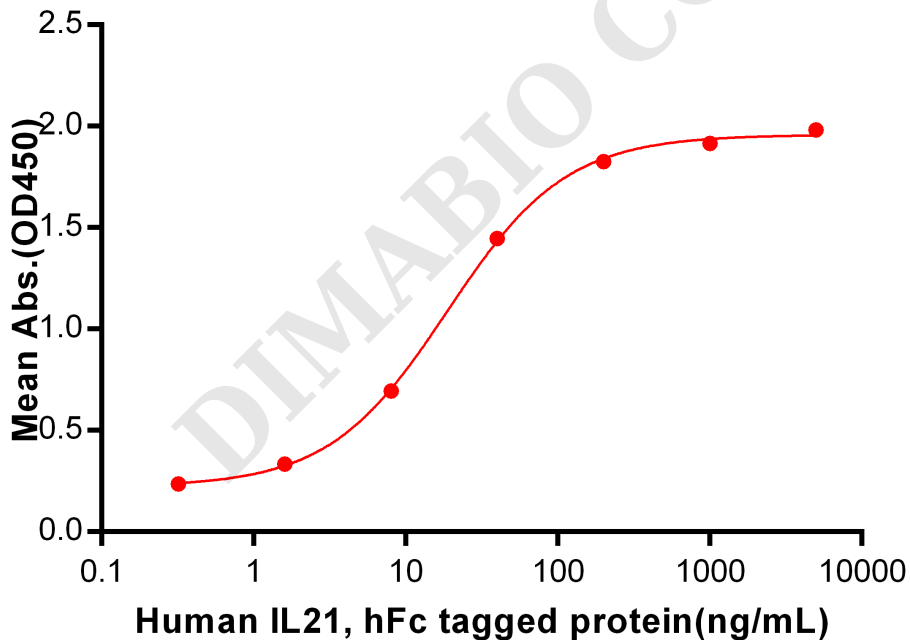


Figure 2. ELISA plate pre-coated by 2  $\mu\text{g}/\text{ml}$  (100  $\mu\text{l}/\text{well}$ ) Human IL21R, His tagged protein PME100587 can bind Human IL21, hFc Tagged protein (PME101088) in a linear range of 1.6-40 ng/ml.



### Human IL21, hFc Tagged protein ELISA

0.2  $\mu$ g of Human IL21, hFc tagged protein per well

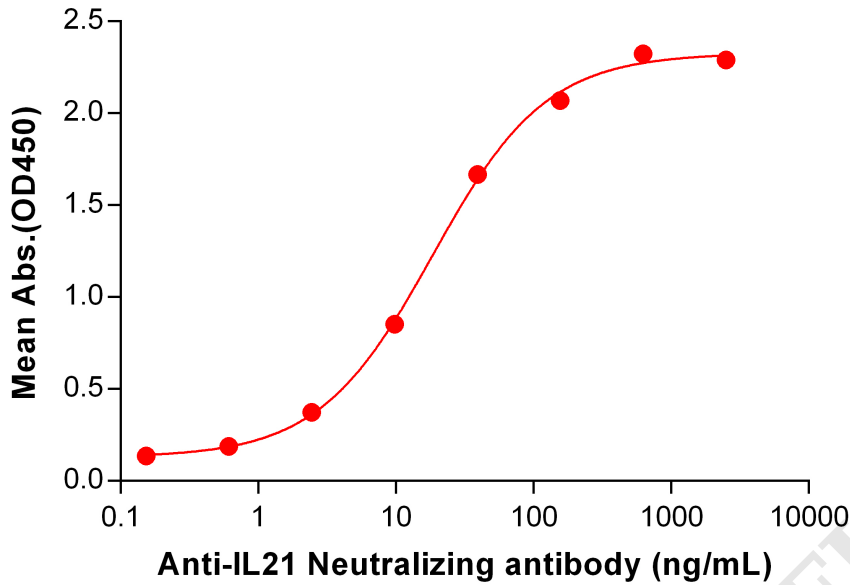


Figure 3. ELISA plate pre-coated by 2  $\mu$ g/mL (100  $\mu$ L/well) Human IL21 Protein, hFc Tag ( PME101088) can bind Anti-IL21 Neutralizing antibody BME100103 in a linear range of 2.44-156.25 ng/mL.

DIMABIO CONFIDENTIAL

